

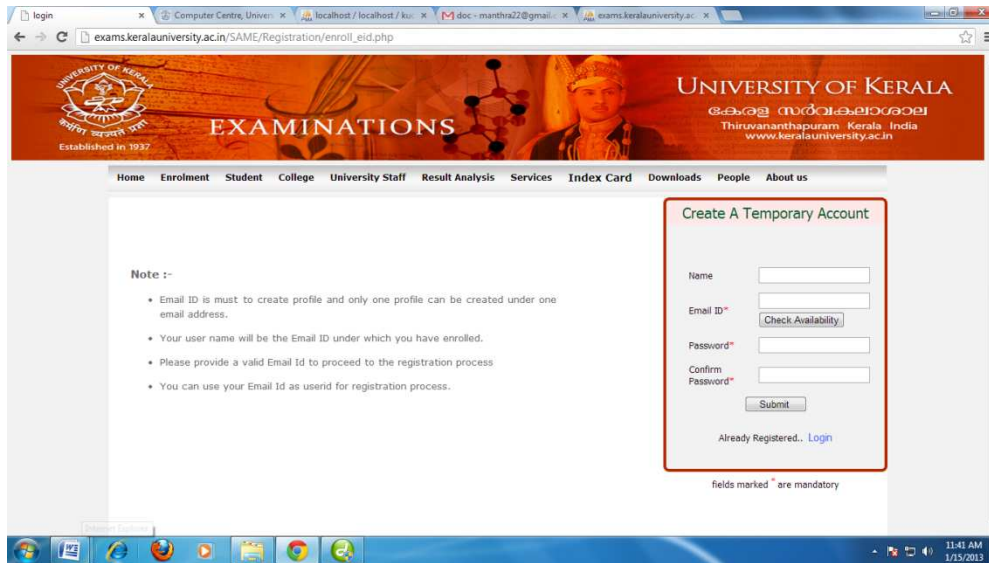
Documentation --Index Card

Take the website www.exams.keralauniversity.ac.in . Click on the link “Index Card”

The screenshot shows the homepage of the University of Kerala Examinations website. The header features the university's logo and name in English and Malayalam, along with the text "EXAMINATIONS" and "Established in 1937". A navigation menu includes links for Home, Enrolment, Student, College, University Staff, Result Analysis, Services, Index Card, Downloads, People, and About us. On the left, there is a list of "Important Links" such as Notice Board, Exam Fees, Sitemap, FAQ, Help Desk, Contact Us, Research, Admissions, Computer Centre, and Online Verification. The main content area includes a photograph of a building, a "Current News" section with a banner about online enrollment for 2012 admissions, and a paragraph describing the university's examination process. The footer shows the URL "exams.keralauniversity.ac.in/SAME/" and the date "10:19 AM 1/15/2013".

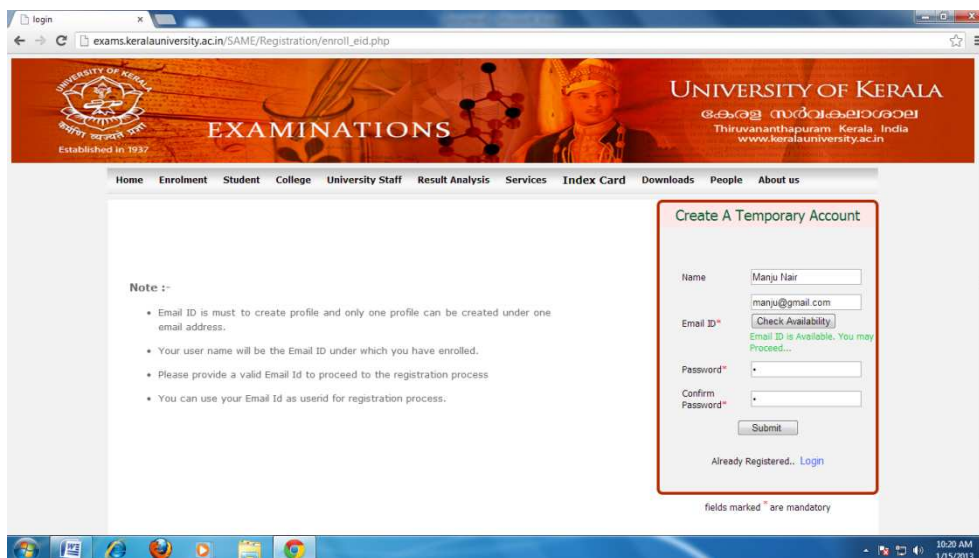
The screenshot shows the "Index Card" page on the University of Kerala Examinations website. The header is identical to the previous screenshot. The main content area is titled "Teachers Index Card" and contains a paragraph explaining the portal's purpose: "The University has designed a portal for storing the details of teaching staffs of all the Colleges of Kerala University. It will assist the examination wing in appointing the question paper setters and examiners for various examinations conducted by the University." Below this, the "Objectives of the project" are listed as a bulleted list. On the right side, there is a "User Login" form with input fields for "User Id" and "Password", a "Log In" button, and a link for "New User... Register Here". A note at the bottom of the form states "fields marked * are mandatory". The footer shows the URL "exams.keralauniversity.ac.in/SAME/Registration/login.php" and the date "11:40 AM 1/15/2013".

New users can click on the “Register Now..” link .



NEW user Registration form

Enter the user name , valid email id and click its availability.To check whether the email id is valid click on “Check Availability” button. Now enter the password and confirm the password and click on the “Submit” button.



DO NOT CLICK THE BACK BUTTON OF THE BROWSER WHILE ENTERING THE DETAILS

Step1:

In the step1 page, there are 3 portions:

1. Personal Data
2. Relevant Qualification
3. Research Details.

Enter all the relevant information. The fields indicating * are mandatory. In **relevant qualification** section UG qualification details are mandatory .

If the user has done more than one UG or PG courses, click on the” **Addmore..**” button and enter all the educational details.

In “Research Details” , enter the research details if any.

Using **Addmore..** button you can enter maximum upto 15 entries.

Once the step1 is completed click on the **Save and proceed** button to forward towards next step.

Step 1 | Computer Centre, Univer... | localhost / localhost / bti... | exams.keralauniversity.ac.in/SAME/Registration/step1.php

UNIVERSITY OF KERALA
 EXAMINATIONS
 കേരള സർവ്വകലാശാല
 Thiruvananthapuram Kerala India
 www.keralauniversity.ac.in

Home Logout

Examiner Data Sheet

1. PERSONAL DATA Step 1

Name*	Manju Nair	Date of Birth*	01-01-1980
Email Id *	manju@gmail.com	Nationality*	Indian
Alternate Email	manjum@gmail.com		
Gender*	Female		
Permenant Address*		Communication Address*	
		<input checked="" type="checkbox"/> Same as permanent Address	
House Name/No*	Manju Nivas	Manju Nivas	
Street*	pallipuram	pallipuram	
Place*	Pathanapuram	Pathanapuram	
Post*	Pathanapuram	Pathanapuram	

10:29 AM 1/15/2013

Step 1 | Computer Centre, Univer... | localhost / localhost / bti... | exams.keralauniversity.ac.in/SAME/Registration/step1.php

Permenant Address* **Communication Address***

Same as permanent Address

House Name/No*	Manju Nivas	Manju Nivas
Street*	pallipuram	pallipuram
Place*	Pathanapuram	Pathanapuram
Post*	Pathanapuram	Pathanapuram
Pin Code*	689698	689698
District*	Kollam	Kollam
Mobile No.*	9446095062	9446095062
Phone No.(Include STD code)		

2. RELEVANT QUALIFICATION

i. UG*

Course*	BTech Civil Engineering	University*	University of Bombay
Score*	Grade(S,A,B,C or D) A	Rank	Select
Class*	1st class	Year of Passing*	2000

ii. PG

Course*	MTech CE(Hydraulics Engineeri	University*	University of Calicut
Score*	Grade(S,A,B,C or D) B	Rank	Select
Class*	Distinction	Year of Passing*	2006

10:30 AM 1/15/2013

Step 1 | Computer Centre, Univer... | localhost / localhost / bti... | exams.keralauniversity.ac.in/SAME/Registration/step1.php

2. RELEVANT QUALIFICATION

i. UG*

Course*	BTech	Civil Engineering	University*	University of Bombay
Score*	Grade(S,A,B,C or D)	A	Rank	Select
Class*	1st class	Year of Passing*	2000	

Add more... Remove

ii. PG

Course*	MTech	CE(Hydraulics Engineeri	University*	University of Calicut
Score*	Grade(S,A,B,C or D)	B	Rank	Select
Class*	Distinction	Year of Passing*	2006	

Add more... Remove

3. RESEARCH DETAILS

Research Degree Type	Select	Any award for Research	Select
Research Topic			

Add more... Remove

* fields are mandatory.

RESET SAVE AND PROCEED

10:30 AM 1/15/2013

Step 1 | Computer Centre, Univer... | localhost / localhost / bti... | exams.keralauniversity.ac.in/SAME/Registration/step1.php

2. RELEVANT QUALIFICATION

i. UG*

Course*	BTech	Civil Engineering	University*	University of Bombay
Score*	Grade(S,A,B,C or D)	A	Rank	Select
Class*	1st class	Year of Passing*	2000	

Add more... Remove

ii. PG

Course*	MTech	CE(Hydraulics Engineeri	University*	University of Calicut
Score*	Grade(S,A,B,C or D)	B	Rank	Select
Class*	Distinction	Year of Passing*	2006	

Add more... Remove

3. RESEARCH DETAILS

Research Degree Type	Select	Any award for Research	Select
Research Topic			

Add more... Remove

* fields are mandatory.

RESET SAVE AND PROCEED

10:30 AM 1/15/2013

The page at exams.keralauniversity.ac.in says:

ARE YOU SURE TO SAVE THE DETAILS

OK Cancel

Step2:

It contains 4 section:

1. Employment Data
2. Length of UG service
3. Length of PG service
4. Break in service.
5. Other information.

There is a link to locate the your respective discipline [”Click” here to locate your discipline]. The discipline indicates your current teaching discipline(not the discipline of your qualification). **BE CAREFUL WHILE SELECTING THE DISCIPLINE SINCE ,IT IS USED FOR FUTHER FILTERATION.**

The Length of UG service indicates the **continous** time period for which you have contributed for UG service. That is specify the **from** date – **to** date of UG service. If there was any break indicate the break in the “Break in service” section. If there are more than one break in the service then click on the addmore.. button for specifying each break. Also click on the “Addmore..” button on the UG/PG service if the service is not continous.

Eg: My UG service was from 01/01/2000 -01/01/2004. Then I had a break for 02/01/2004 -31/12/2004. Again I continued my service from 01/01/2005-01/01/2013. Then specify the first UG and then cli ck on the “Addmore..” button to specify the rest of UG service:


From	To
01/01/2000	01/01/2004
01/01/2005	01/01/2013

Using **Addmore..** button you can enter maximum upto 15 entries. You can enter other employment related information in the “Other information” section

Specify atleast one Service(UG/PG)

Once the step2 is completed click on the **Save and proceed** button to forward towards next step.

Step 2 | Computer Centre, Univer... | localhost / localhost / bt... | exams.keralauniversity.ac.in/SAME/Registration/step2.php


UNIVERSITY OF KERALA
കേരള സർവകലാശാല
Thiruvananthapuram, Kerala, India
www.keralauniversity.ac.in

EXAMINATIONS

Home Logout

Examiner Data Sheet

4. EMPLOYMENT DATA Step 2

Click here to locate your discipline

Discipline*	Engineering & Technology	Date of joining*	01-01-2002
Joining Cadre*	Lecturer		
Joining College*	T.K.M.College of Engineering		
Present Cadre*	Senior Grade Lecturer	Date of joining*	04-01-2006
Present College*	College of Engineering Thiruv		
Status*	Regular		

5. LENGTH OF UG SERVICE

UG Service	From	To
	01-01-2002	03-01-2006

10:32 AM
1/25/2013

Step 2
Computer Centre, Univer... localhost / localhost / bt...
exams.keralauniversity.ac.in/SAME/Registration/step2.php

Present College*
Status*

5. LENGTH OF UG SERVICE

	From	To	
UG Service	<input type="text" value="01-01-2002"/>	<input type="text" value="03-01-2006"/>	<input type="button" value="Add more..."/> <input type="button" value="Remove"/>

6. LENGTH OF PG SERVICE

	From	To	
PG Service	<input type="text" value="04-01-2006"/>	<input type="text" value="01-01-2013"/>	<input type="button" value="Add more..."/> <input type="button" value="Remove"/>

7. BREAK IN SERVICE

Reason	From	To	
<input type="text" value="Select"/>	<input type="text"/>	<input type="text"/>	<input type="button" value="Add more..."/> <input type="button" value="Remove"/>

8. OTHER INFORMATION (if any)

Other Information

* fields are mandatory.

10:33 AM
1/15/2013

Step 2
Computer Centre, Univer... localhost / localhost / bt...
exams.keralauniversity.ac.in/SAME/Registration/step2.php

	From	To	
UG Service	<input type="text" value="01-01-2002"/>	<input type="text" value="03-01-2006"/>	<input type="button" value="Add more..."/> <input type="button" value="Remove"/>

6. LENGTH OF PG SERVICE

	From	To	
PG Service	<input type="text" value="04-01-2006"/>	<input type="text" value="01-01-2013"/>	<input type="button" value="Add more..."/> <input type="button" value="Remove"/>

7. BREAK IN SERVICE

Reason	From	To	
<input type="text" value="Select"/>	<input type="text"/>	<input type="text"/>	<input type="button" value="Add more..."/> <input type="button" value="Remove"/>

8. OTHER INFORMATION (if any)

Other Information

* fields are mandatory.

10:33 AM
1/15/2013

Step 2 x Computer Centre, Univeri x localhost / localhost / bti x

← → exams.keralauniversity.ac.in/SAME/Registration/step2.php

	From	To	
UG Service	01-01-2002	03-01-2006	<input type="button" value="Add more..."/> <input type="button" value="Remove"/>

6. LENGTH OF PG SERVICE

	From	To	
PG Service	04-01-2006	01-01-2013	<input type="button" value="Add more..."/> <input type="button" value="Remove"/>

7. BREAK IN SERVICE

Reason	To	
Select		<input type="button" value="Add more..."/> <input type="button" value="Remove"/>

The page at exams.keralauniversity.ac.in says:

ARE YOU SURE TO SUBMIT THE DETAILS

8. OTHER INFORMATION (if any)

Other Information

* fields are mandatory.

10:33 AM
1/15/2013

Step3:

This section contains 3 section:

1. Details of subject taught
2. Details of examination duty performed
3. Miscellaneous

While entering the data of “ Details of subject taught” section, follow this order

1. Select the course
2. Select the specialization
3. Then select the scheme.(Only the computerised schemes)
4. Then select the sem.
5. Select subject
6. The latest year the subject was taught lastly.
7. No. Of times the subject is taught.

PLEASE FOLLOW THE ABOVE SPECIFIED ORDER WHILE FILING THE “ Details of subject taught” section.

Follow the same order for filling the details of the “**Details of examination duty performed**”.

If you are teaching more than one subject then click on the “Addmore..” button.

If you have performed the examination duty more that once then click on the “Addmore..” button.


In “Miscellaneous” section , you can select more than one Valuation camp according to your preference. Select the preferred centre and it will get added to the preference box at the right side .

The mandatory section is **Details of subject taught and** other mandatory fields are **Valuation Camp Prefered** and **Valuation Duty Prefered**.

Using **Addmore..** button you can enter maximum upto 15 entries.

Once the step3 is completed click on the **Save and proceed** button to forward towards next step.

Step3 Computer Centre, Univer... localhost / localhost / bt... exams.keralauniversity.ac.in/SAME/Registration/step3.php



UNIVERSITY OF KERALA
 ഉറവിടം സർവ്വകലാശാല
 Thiruvananthapuram, Kerala, India
 www.keralauniversity.ac.in

EXAMINATIONS

Home Logout

Examiner Data Sheet

9. DETAILS OF SUBJECTS TAUGHT Step3

Course*	BTech	Civil Engineering	Scheme*	2003
Sem*	4		Subject*	Engineering Mathematics - III
Last Year*	2010		No of times subject taught*	5

[Add more...](#) [Remove](#)

10. DETAILS OF EXAMINATION DUTY PERFORMED

Course	BTech	Civil Engineering	Scheme	2003
Sem	4		Subject	Humanities
Nature of Duty	Examiner		No of times duty was taken	5
Last Year	2011			

[Add more...](#) [Remove](#)

10:35 AM 1/15/2013

Step3 Computer Centre, Univer... localhost / localhost / bt... exams.keralauniversity.ac.in/SAME/Registration/step3.php

10. DETAILS OF EXAMINATION DUTY PERFORMED

Course	BTech	Civil Engineering	Scheme	2003
Sem	4		Subject	Humanities
Nature of Duty	Examiner		No of times duty was taken	5
Last Year	2011			

[Add more...](#) [Remove](#)

11. MISCELLANEOUS

Whether debarred from Service?* Yes No Reason*

Debarred upto*

Valuation Camp Preferred*

Valuation Duty Preferred*

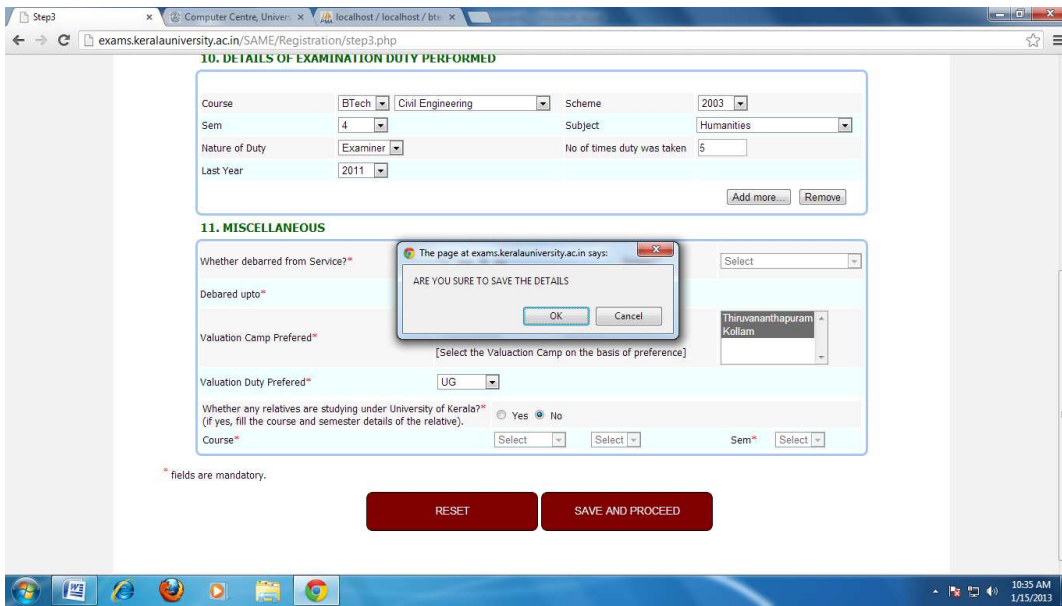
Whether any relatives are studying under University of Kerala? (if yes, fill the course and semester details of the relative). Yes No

Course* Sem*

* fields are mandatory.

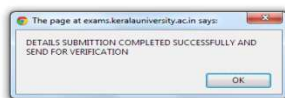
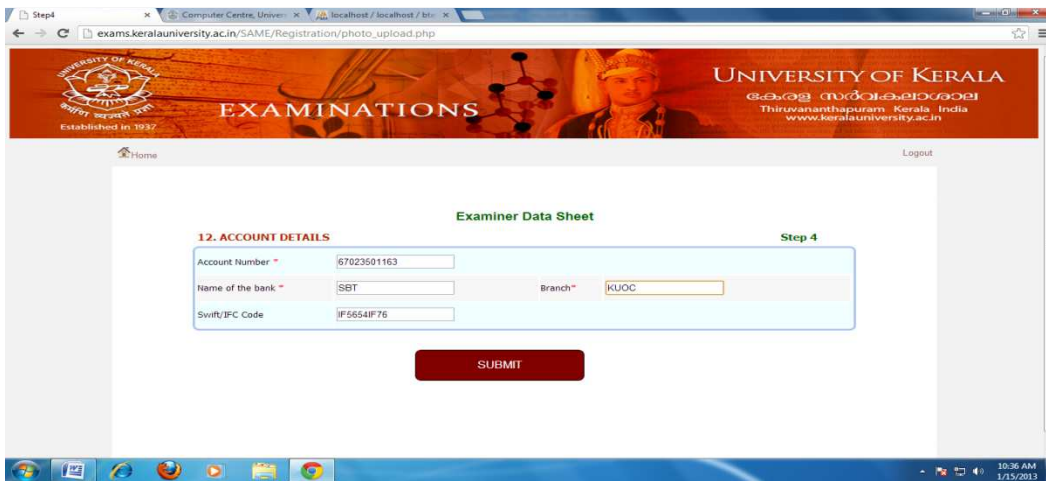
[RESET](#) [SAVE AND PROCEED](#)

10:35 AM 1/15/2013




Step 4:

This step is for entering the bank detail of the user.



Untitled Document x Computer Centre, Univer... localhost / localhost / b... x

exams.keralauniversity.ac.in/SAME/Registration/homepage.php



UNIVERSITY OF KERALA
കേരള സർവ്വകലാശാല
Thiruvananthapuram Kerala India
www.keralauniversity.ac.in

EXAMINATIONS

Home Logout

- View Profile
- Edit
- Reset Password
- View Status

10:58 AM
17/12/2013